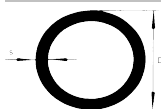
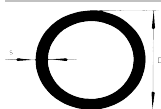


Rvs buizen gelast en naadloos



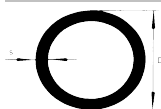
Afmeting (diam. x wanddikte)	Gewicht kg/mtr	304 gelast (1.4301)	304L gelast (1.4306)	316L gelast (1.4404)	304L naadloos (1.4306)	316L naadloos (1.4404)
3,18 x 0,71 1/8" x .028"	0,04					x
3,18 x 0,89 1/8" x .035"	0,05				x	x
6,00 x 1,00	0,13	x		x	x	
6,00 x 1,50	0,17					x
6,35 x 0,71 1/4" x .028"	0,10					x
6,35 x 0,91 1/4" x .036"	0,12				x	x
6,35 x 1,22 1/4" x .048"	0,16				x	x
6,35 x 1,63 1/4" x .064"	0,19					x
8,00 x 1,00	0,18	x		x	x	x
8,00 x 1,50	0,24				x	x
8,00 x 2,00	0,30				x	x
9,53 x 0,91 3/8" x .036"	0,20				x	x
9,53 x 1,22 3/8" x .048"	0,25				x	x
9,53 x 1,63 3/8" x .064"	0,32				x	x
10,00 x 1,00	0,23	x		x	x	x
10,00 x 1,50	0,32	x		x	x	x
10,00 x 2,00	0,40				x	x
10,20 x 2,00 1/8" gas	0,41				x	x
12,00 x 1,00	0,28	x		x	x	x
12,00 x 1,50	0,39	x		x	x	x
12,00 x 2,00	0,50				x	x
12,70 x 0,91 1/2" x .036"	0,27				x	x
12,70 x 1,22 1/2" x .048"	0,35				x	x
12,70 x 1,63 1/2" x .064"	0,45				x	x
12,70 x 2,00 1/2" x .079"	0,54					x
13,00 x 1,00	0,30	x				
13,00 x 1,50	0,43	x				
13,50 x 1,60	0,48	x		x		
13,70 x 1,65 1/4" Sch10S	0,50				x	x
13,70 x 2,24 1/4" Sch40S STD	0,65		x	x	x	x
13,70 x 3,02 1/4" Sch80S XS	0,81				x	x
14,00 x 1,00	0,33	x		x	x	
14,00 x 1,50	0,47	x			x	x
14,00 x 2,00	0,60	x		x	x	x
14,00 x 3,00	0,83				x	x
15,00 x 1,00	0,35	x		x	x	x
15,00 x 1,50	0,51	x		x	x	x
15,00 x 2,00	0,65	x		x	x	x

Rvs buizen gelast en naadloos



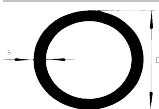
Afmeting (diam. x wanddikte)	Gewicht kg/mtr	304 gelast (1.4301)	304L gelast (1.4306)	316L gelast (1.4404)	304L naadloos (1.4306)	316L naadloos (1.4404)
15,88 x 1,63 5/8" x .064"	0,58					x
16,00 x 1,00	0,38	x		x	x	x
16,00 x 1,50	0,55	x		x	x	x
16,00 x 2,00	0,70	x		x	x	
16,00 x 3,00	0,98				x	
17,15 x 1,65 3/8" Sch10S	0,64					x
17,15 x 2,31 3/8" Sch40S STD	0,86				x	x
17,15 x 3,20 3/8" Sch80S XS	1,12				x	x
17,20 x 1,60	0,63	x		x		
17,20 x 2,00	0,76	x		x		
17,20 x 2,30	0,87	x		x		
18,00 x 1,00	0,43	x		x		
18,00 x 1,50	0,62	x		x	x	x
18,00 x 2,00	0,80	x		x	x	x
18,00 x 4,00	1,40					x
19,00 x 1,25	0,56	x				
19,00 x 1,50	0,64	x		x		
19,00 x 2,00	0,85			x		
19,05 x 0,91 3/4" x .036"	0,41					x
19,05 x 1,22 3/4" x .048"	0,54					x
19,05 x 1,63 3/4" x .064"	0,72	x				x
19,05 x 2,11 3/4" x .083"	0,89				x	x
20,00 x 1,00	0,48	x		x		
20,00 x 1,50	0,70	x		x	x	x
20,00 x 2,00	0,90	x		x	x	x
20,00 x 2,50	1,10					x
20,00 x 3,00	1,28					x
21,30 x 1,60	0,79	x		x		
21,30 x 2,00	0,97	x		x		
21,30 x 2,50	1,18	x				
21,30 x 2,60 1/2" gas	1,22	x		x		
21,34 x 2,11 1/2" Sch10S	1,02		x	x	x	x
21,34 x 2,77 1/2" Sch40S STD	1,29		x	x	x	x
21,34 x 3,73 1/2" Sch80S XS	1,65				x	x
21,34 x 4,75 1/2" Sch160	1,98				x	x
22,00 x 1,00	0,53	x				
22,00 x 1,25	0,65	x				
22,00 x 1,50	0,77	x		x	x	
22,00 x 2,00	1,00	x		x	x	x
23,00 x 1,50	0,80	x				

Rvs buizen gelast en naadloos



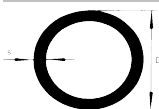
Afmeting (diam. x wanddikte)	Gewicht kg/mtr	304 gelast (1.4301)	304L gelast (1.4306)	316L gelast (1.4404)	304L naadloos (1.4306)	316L naadloos (1.4404)
25,00 x 1,00	0,60	x				
25,00 x 1,25	0,72	x				
25,00 x 1,50	0,88	x		x	x	x
25,00 x 2,00	1,15	x		x	x	x
25,00 x 2,50	1,41	x		x	x	x
25,00 x 3,00	1,65				x	x
25,00 x 4,00	2,10					x
25,40 x 1,25 1" x .049"	0,76	x		x		
25,40 x 1,63 1" x .064"	0,97					x
26,67 x 2,11 3/4" Sch10S	1,30		x	x	x	x
26,67 x 2,87 3/4" Sch40S STD	1,71		x	x	x	x
26,67 x 3,91 3/4" Sch80S XS	2,23				x	x
26,67 x 5,53 3/4" Sch160	2,93				x	x
26,67 x 7,82 3/4" XXS	3,70					x
26,90 x 1,50	0,95	x				
26,90 x 1,60	1,01	x		x		
26,90 x 2,00	1,25	x		x		
26,90 x 2,50	1,53	x				
26,90 x 2,60 3/4" gas	1,58	x	x	x		
28,00 x 1,00	0,67	x				
28,00 x 1,50	1,00	x		x	x	x
28,00 x 2,00	1,30	x		x		x
30,00 x 1,00	0,73	x				
30,00 x 1,50	1,07	x				x
30,00 x 2,00	1,40	x		x	x	
30,00 x 2,50	1,72	x		x		
30,00 x 3,00	2,02	x			x	x
30,00 x 4,00	2,60				x	x
30,00 x 5,00	3,13				x	x
31,80 x 1,25	0,96	x				
32,00 x 1,50	1,15	x		x		
32,00 x 2,00	1,50	x		x		
32,00 x 3,00	2,18		x			
33,00 x 1,50	1,18	x				
33,40 x 2,77 1" Sch10S	2,13		x	x	x	x
33,40 x 3,38 1" Sch40S STD	2,54		x	x	x	x
33,40 x 4,55 1" Sch80S XS	3,29				x	x
33,40 x 6,35 1" Sch160	4,31				x	x
33,40 x 9,09 1" XXS	5,54					x
33,70 x 1,60	1,29	x		x		

Rvs buizen gelast en naadloos



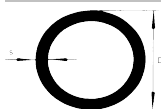
Afmeting (diam. x wanddikte)	Gewicht kg/mtr	304 gelast (1.4301)	304L gelast (1.4306)	316L gelast (1.4404)	304L naadloos (1.4306)	316L naadloos (1.4404)
33,70 x 2,00	1,59	x		x		x
33,70 x 2,60	2,03	x		x		
33,70 x 3,00	2,31	x				
33,70 x 3,20 1" gas	2,44	x		x		
34,00 x 1,00	0,83	x				
34,00 x 1,50	1,22	x				
35,00 x 1,50	1,26	x		x		
35,00 x 2,00	1,65	x		x		
35,00 x 2,50	2,03	x			x	
35,00 x 3,00	2,40					x
38,00 x 1,50	1,37	x				
38,00 x 3,00	2,63					x
38,00 x 4,00	3,41					x
38,00 x 5,00	4,13					x
38,10 x 1,25	1,15	x		x		
38,10 x 1,50	1,37	x		x		
38,10 x 2,00	1,80	x		x		
38,10 x 2,50	2,22	x	x			
38,10 x 3,00	2,63	x		x		
40,00 x 1,00	0,98	x				
40,00 x 1,50	1,45	x		x		
40,00 x 2,00	1,90	x		x		
40,00 x 2,50	2,35	x		x		
40,00 x 3,00	2,78	x				
40,00 x 5,00	4,38				x	
42,00 x 3,00	2,93					x
42,16 x 2,77 1 1/4" Sch10S	2,73		x	x	x	x
42,16 x 3,56 1 1/4" Sch40S STD	3,44		x	x	x	x
42,16 x 4,85 1 1/4" Sch80S XS	4,53				x	x
42,16 x 6,35 1 1/4" Sch160	5,69				x	x
42,40 x 2,50	2,49		x			
42,40 x 1,60	1,63	x		x		
42,40 x 2,00	2,02	x	x	x		x
42,40 x 2,60	2,59	x		x		
42,40 x 3,00	2,95	x				
42,40 x 3,20 1 1/4" gas	3,14	x		x		
43,00 x 1,50	1,56	x				
44,50 x 1,50	1,62	x				
44,50 x 2,00	2,13	x		x		
44,50 x 2,90	3,02	x				

Rvs buizen gelast en naadloos



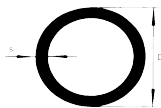
Afmeting (diam. x wanddikte)	Gewicht kg/mtr	304 gelast (1.4301)	304L gelast (1.4306)	316L gelast (1.4404)	304L naadloos (1.4306)	316L naadloos (1.4404)
45,00 x 2,00	2,15	x				
48,26 x 3,68 1 1/2" Sch40S STD	4,12		x	x	x	
48,26 x 5,08 1 1/2" Sch80S XS	5,49				x	x
48,26 x 7,14 1 1/2" Sch160	7,35				x	x
48,26 x 10,15 1 1/2" XXS	9,69					x
48,30 x 1,60	1,87	x		x		
48,30 x 2,00	2,32	x		x		x
48,30 x 2,60	2,97	x		x		
48,30 x 3,00	3,40	x				
48,30 x 3,20 1 1/2" gas	3,61	x		x		
50,00 x 1,00	1,22	x				
50,00 x 1,50	1,82	x				
50,00 x 2,00	2,40	x				
50,00 x 5,00	5,63				x	x
50,80 x 1,50	1,85	x		x		
50,80 x 2,00	2,44	x		x		
50,80 x 2,50	3,02	x		x		
50,80 x 3,00	3,59	x				
52,00 x 1,50	1,90	x		x		
53,00 x 1,50	1,93	x		x		
54,00 ,00	2,60	x		x		
57,00 x 1,50	2,08	x				
57,00 x 2,00	2,75	x		x		
57,00 x 3,00	4,06	x		x		
60,00 x 5,00	6,89					x
60,30 x 1,60	2,35	x		x		
60,30 x 2,00	2,92	x		x	x	x
60,30 x 2,60	3,76	x		x		
60,30 x 3,00	4,30	x				
60,30 x 3,60 2" gas	5,11	x		x		
60,30 x 4,00	5,64	x				
60,33 x 2,77 2" Sch10S	3,99		x	x	x	x
60,33 x 3,91 2" Sch40S STD	5,52		x	x	x	x
60,33 x 5,54 2" Sch80S XS	7,60				x	x
60,33 x 8,72 2" Sch160	11,26				x	x
60,33 x 11,07 2" XXS	13,66					x
63,50 x 1,50	2,33	x		x		
63,50 x ,00	3,08			x		
63,50 x ,60	3,97	x				

Rvs buizen gelast en naadloos



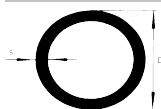
Afmeting (diam. x wanddikte)	Gewicht kg/mtr	304 gelast (1.4301)	304L gelast (1.4306)	316L gelast (1.4404)	304L naadloos (1.4306)	316L naadloos (1.4404)
63,50 x 3,20	4,83		x			
70,00 x 2,00	3,40	x		x		
70,00 x ,00	5,03	x		x		
70,00 x 5,00	8,14					x
73,03 x 2,11 2 1/2" Sch5S	3,75		x	x		
73,03 x 3,05 2 1/2" Sch10S	5,34		x	x	x	x
73,03 x 5,16 2 1/2" Sch40S STD	8,77		x	x	x	x
73,03 x 7,01 2 1/2" Sch80S XS	11,60				x	x
76,10 x 1,50	2,80	x		x		
76,10 x 2,00	3,71	x		x		
76,10 x 2,60	4,79	x		x		
76,10 x 3,00	5,49	x		x		
76,10 x 3,60 2 1/2" gas	6,53	x		x		
76,20 x 1,63 3" x .064"	3,04				x	
80,00 x 2,00	3,90	x				
80,00 x 5,00	9,39				x	
83,00 x 1,50	3,06	x				
84,00 x 2,00	4,11	x		x		
85,00 x 2,00	4,16	x		x		
88,90 x 2,00	4,35	x		x		
88,90 x 2,11 3" Sch5S	4,59	x		x		
88,90 x 3,00	6,45	x				
88,90 x 3,05 3" Sch10S	6,56		x	x	x	x
88,90 x 3,20	6,87		x	x		
88,90 x 4,00 3" gas	8,50	x		x		
88,90 x 5,49 3" Sch40S STD	11,47		x	x	x	x
88,90 x 7,62 3" Sch80S STD	15,52				x	x
88,90 x 11,10 3" Sch160	21,68				x	x
88,90 x 15,24 3" XXS	29,52					x
101,60 x 1,50	3,76	x		x		
101,60 x 2,00	4,99	x		x		
101,60 x 3,00	7,41	x				
101,60 x 3,05 3 1/2" Sch10S	7,53		x	x		
101,60 x 3,60	8,83			x		
101,60 x 5,74 3 1/2" Sch40S STD	13,79		x	x	x	x
101,60 x 8,08 3 1/2" Sch80S XS	18,92				x	x
103,00 x 1,50	3,81					
104,00 x 2,00	5,11	x		x		

Rvs buizen gelast en naadloos



Afmeting (diam. x wanddikte)	Gewicht kg/mtr	304 gelast (1.4301)	304L gelast (1.4306)	316L gelast (1.4404)	304L naadloos (1.4306)	316L naadloos (1.4404)
106,00 x 3,00	7,74	x				
108,00 x 2,00	5,31	x		x		
108,00 x 3,00	7,88	x		x		
108,00 x 4,00	10,42	x		x		
114,30 x 2,00	5,62	x		x		
114,30 x 2,11 4" Sch5S	5,93		x			
114,30 x 3,00	8,36	x				
114,30 x 3,05 4" Sch10S	8,49	x		x	x	x
114,30 x 3,60	9,98	x		x		
114,30 x 4,00	11,05	x		x		
114,30 x 6,02 4" Sch40S STD	16,34	x		x	x	x
114,30 x 8,56 4" Sch80S XS	22,70				x	x
114,30 x 13,84 4" Sch160	34,08				x	x
114,30 x 17,12 4" XXS	41,66					x
129,00 x 2,00	6,30	x		x		
133,00 x 3,00	9,77		x			
133,00 x 4,00	12,92	x		x		
139,70 x 2,00	6,90	x		x		
139,70 x 3,00	10,27	x		x		
139,70 x 4,00	13,59	x		x		
141,30 x 3,40 5" Sch10S	11,74		x	x	x	x
141,30 x 6,55 5" Sch40S STD	22,13		x	x	x	x
141,30 x 9,53 5" Sch80S XS	31,44				x	x
154,00 x 2,00	7,61	x		x		
156,00 x 3,00	11,49	x		x		
159,00 x 2,00	7,86	x				
159,00 x 3,00	11,72	x		x		
159,00 x 4,00	15,52	x		x		
168,28 x 2,77 6" Sch5S	11,48		x	x		
168,28 x 3,40 6" Sch10S	14,04		x	x	x	x
168,28 x 7,11 6" Sch40S STD	28,72		x	x	x	x
168,28 x 10,97 6" Sch80S XS	43,25				x	x
168,28 x 18,26 6" Sch160S	68,59				x	x
168,30 x 2,00	8,33	x		x		
168,30 x 2,60	10,79			x		
168,30 x 3,00	12,42	x		x		
168,30 x 4,00	16,46	x		x		
168,30 x 5,00	20,44	x		x		
193,70 x 3,00	14,33	x	x			

Rvs buizen gelast en naadloos



Afmeting (diam. x wanddikte)	Gewicht kg/mtr	304 gelast (1.4301)	304L gelast (1.4306)	316L gelast (1.4404)	304L naadloos (1.4306)	316L naadloos (1.4404)
204,00 x ,00	10,12	x		x		
206,00 x 3,00	15,25	x		x		
208,00 x 4,00	20,43					
219,08 x 2,77 8" Sch5S	15,00					
219,08 x ,76 8" Sch10S	20,27		x	x	x	x
219,08 x 6,35 8" Sch20	33,57		x	x	x	
219,08 x 8,18 8" Sch40S STD	43,20		x	x	x	
219,08 x 1 ,70 8" Sch80S XS	65,63				x	x
219,10 x 2,00	10,87	x		x		
219,10 x 2,60	14,10			x		
219,10 x ,00	16,23	x				
219,10 x 4,00	21,54	x		x		
254,00 x 2,00	12,62	x		x		
256,00 x 3,00	19,01	x		x		
258,00 x 4,00	25,05	x				
273,00 x 2,00	13,57	x		x		
273,00 x 3,00	20,28	x		x		
273,05 x 4,19 10" Sch10S	28,21		x	x		
273,05 x 6,35 10" Sch20	42,41		x	x		
273,05 x 9,27 10" Sch40S STD	61,23		x	x	x	
273,05 x 12,70 10" Sch60/Sch80 XS	82,79				x	x
304,00 x 2,00	15,12	x		x		
306,00 x 3,00	22,76	x		x		
323,85 x 4,57 12" Sch10S	36,54		x	x		
323,85 x 6,35 12" Sch20	50,49		x	x		
323,85 x 9,52 12" Sch40S STD	75,00		x	x	x	x
323,85 x 12,70 12" Sch80S XS	98,95				x	x
323,90 x 2,00	16,12	x				
323,90 x 3,00	24,11	x		x		
355,60 x 4,78 14" Sch10S	41,99		x	x		
355,60 x 7,92 14" Sch20	68,95			x		
355,60 x 9,53 14" Sch30/40S	82,83		x			
356,00 x 3,00	26,60	x		x		
406,00 x 3,00	30,30	x		x		

